

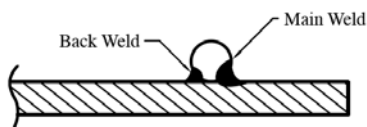
SHURJOINT RING JOINT PIPING SYSTEM

An ideal pipe joining method where pipe is difficult to groove or when welding is not the preferred joining method.

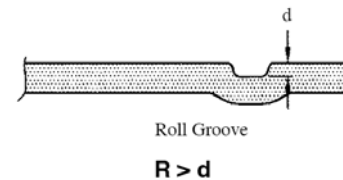
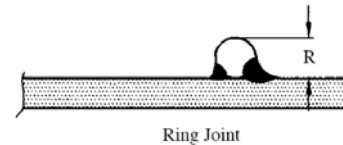
The processing of a roll groove on pipe becomes more difficult as the pipe O.D. and or wall thickness increases. Roll grooving pipe larger than 14" (350 mm) can be difficult and requires the proper tools and equipment. Pipe having a wall thickness greater than .375" (9.5 mm) may not be practical to roll groove. In such cases the Shurjoint ring joint piping system offers an excellent alternative.



First weld a factory supplied weld-on ring on each pipe end. Next mount the rubber gasket over the pipe ends and place the coupling segments over the gasket and fasten the bolts and nuts. The same C-shaped style gasket as used in the grooved system effectively seals the pipe ends. Rings can be welded in the fabrication shop or in the field and the coupling housings can be installed on the job site.



The **Shurjoint Model R-88 ring joint coupling** provides a much more secure joint than a comparable roll-grooved system, simply because the contact area of the rings is much greater than that of the roll groove profile. In addition the welded rings are able to withstand 2-3 times the shearing forces of roll grooves.



Ring welding requires only a structural weld, which, unlike pipe to pipe direct welding or flange welding, does not directly affect the sealing capability of the joint, thus eliminating the need to inspect the weld for leaks.

The **Shurjoint** ring joint coupling belongs to a shoulder joint utilizing steel bar made rings (Weld rings) for shoulders and its performance meets or exceeds the requirements of ASTM F1476 and AWWA C606. Weld rings are much more convenient and economical than those traditional shoulder rings like Type A, B, C, D, E or G.

- Applicable to plain-end and or beveled-end pipe.
- The Weld rings provide much better pressure restraint than that of a roll-grooved joint - 350 psi / 24 bar working pressure for 14" to 24" / 350 mm to 600 mm.
- No inside protrusion or flare at the pipe end as is often seen in a roll-grooved joint.
- The wide housing segments assembled with two bolts and nuts at each segment provide a positive grip of the pipe.